

Directions - 1. Use a Monochromatic warm color, with shades and tints, to paint the shapes inside the mask.

2. Create contrast by painting the background a cool color. You may use one, or all the cool colors.
You may use tints and shades of the cool color.

Monochromatic - One color.


Tint - A color plus white.

Shade - A color plus black

Tone - A color plus gray.

Cool Colors - Green, Blue, Purple

Warm Colors - Yellow, Red, Orange



Name:

Directions - 1. Use a Monochromatic warm color, with shades and tints, to paint the shapes inside the mask.

2. Create contrast by painting the background a cool color. You may use one, or all the cool colors. You may use tints and shades of the cool color.

Monochromatic - One color.

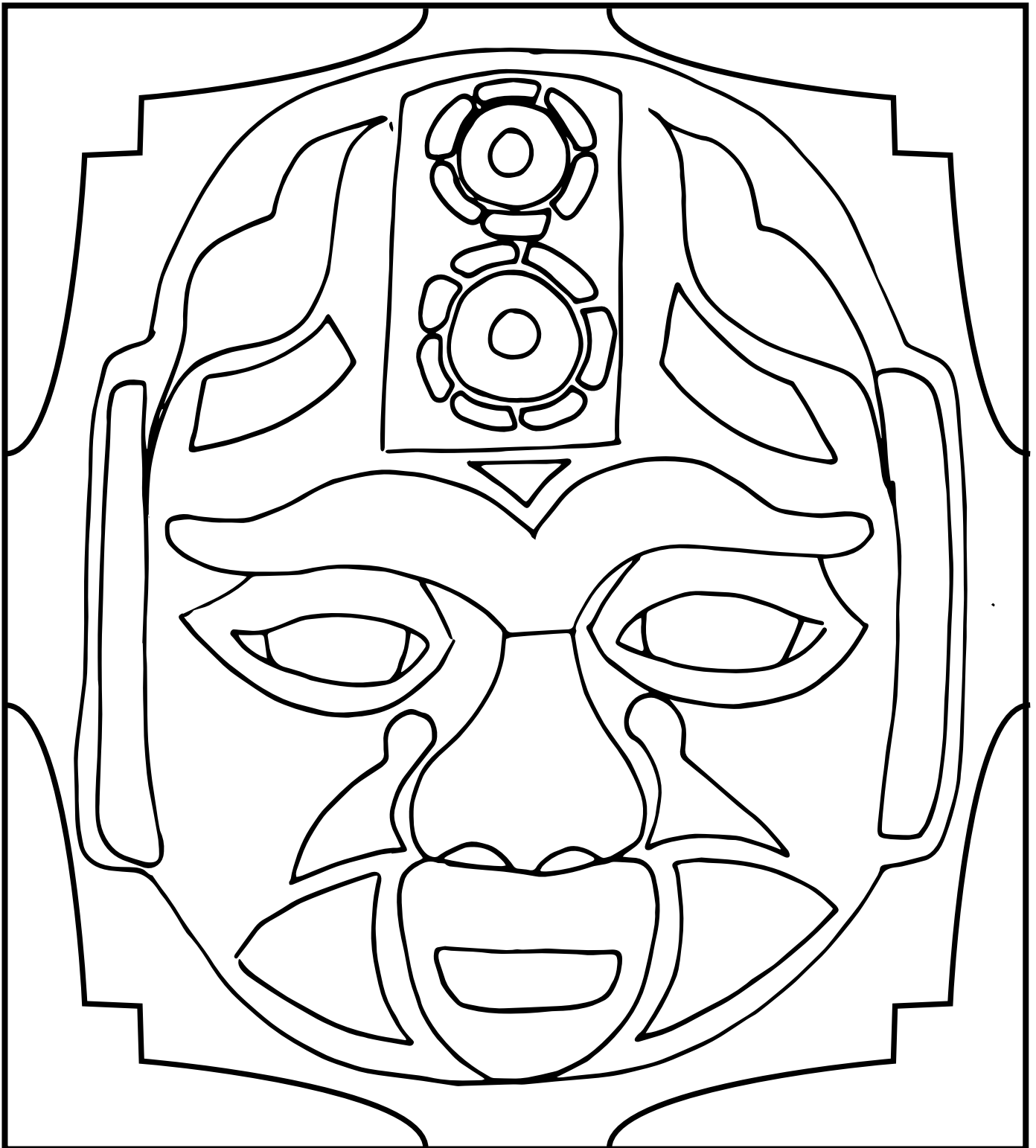
Tint - A color plus white.

Shade - A color plus black

Tone - A color plus gray.

Cool Colors - Green, Blue, Purple

Warm Colors - Yellow, Red, Orange



Name:

Directions - 1. Use a Monochromatic warm color, with shades and tints, to paint the shapes inside the mask.

2. Create contrast by painting the background a cool color. You may use one, or all the cool colors.
You may use tints and shades of the cool color.

Monochromatic - One color.

Tint - A color plus white.

Shade - A color plus black

Tone - A color plus gray.

Cool Colors - Green, Blue, Purple

Warm Colors - Yellow, Red, Orange



Name: _____

Directions - Use a Monochromatic warm color, with shades and tints, to paint the shapes inside the flower. Create contrast by painting the background a cool color. You may use one or all the cool colors. You may use tints and shades of the cool color.

Monochromatic - One color.


Tint - A color plus white.

Shade - A color plus black

Tone - A color plus gray.

Cool Colors - Green, Blue, Purple

Warm Colors - Yellow, Red, Orange



Name: _____