

# LINE

---

Line is an element of art. The elements of art are the basic building box that artists use to create, talk, and write about art. A full list of the elements of art are 1. Shape 2. Line 3. Color 4. Value 5. Space 6. Texture 7. Form. There are also Principles of art which we will discuss later.

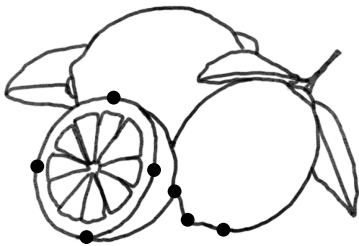
Line is a visual shorthand, a way for artists to communicate five ideas.

1. To show the edge of an object. (Contour)
2. Line can describe the shape of the surface. (FORM)
3. To show where two object meet in space.
4. To show the path of an object, from point A to point B.
5. Line as texture.

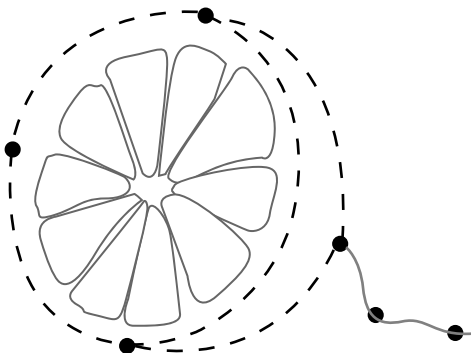
**A line has a beginning and an end.**

---

Contour line - **A line that shows the edge of an object.** There is no shading/value in contour line drawings. Recreate the contour line drawing of the fruit.





**Contour Line**

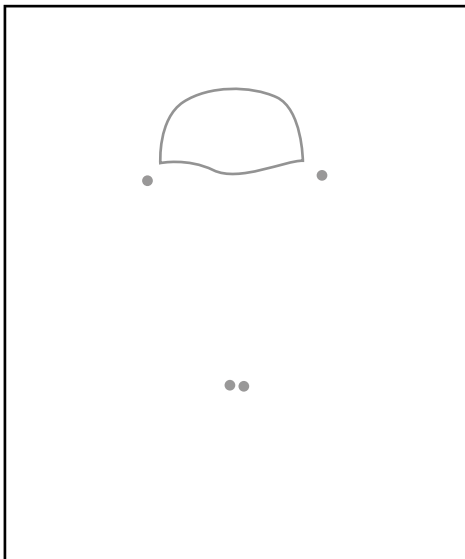


Tip - Use the dot-to-dot technique to help you get accurate proportions.

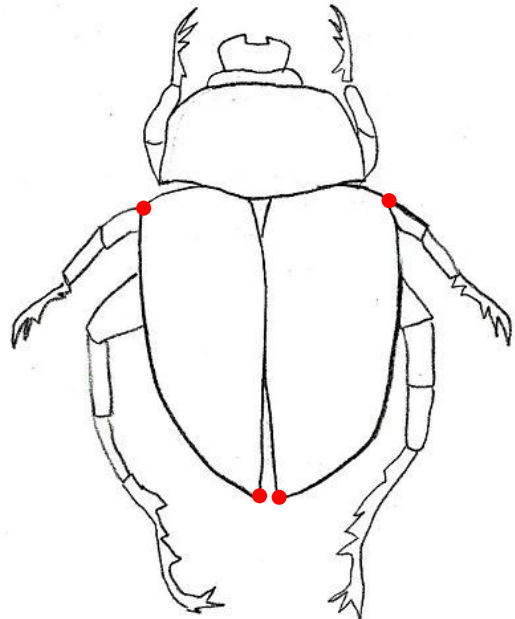
# Contour Line



Use Contour line to recreate the still life drawing.



Use Contour line to recreate the drawing.




Name \_\_\_\_\_ Per. \_\_\_\_\_ Date \_\_\_\_\_

Line can describe the shape of a surface.

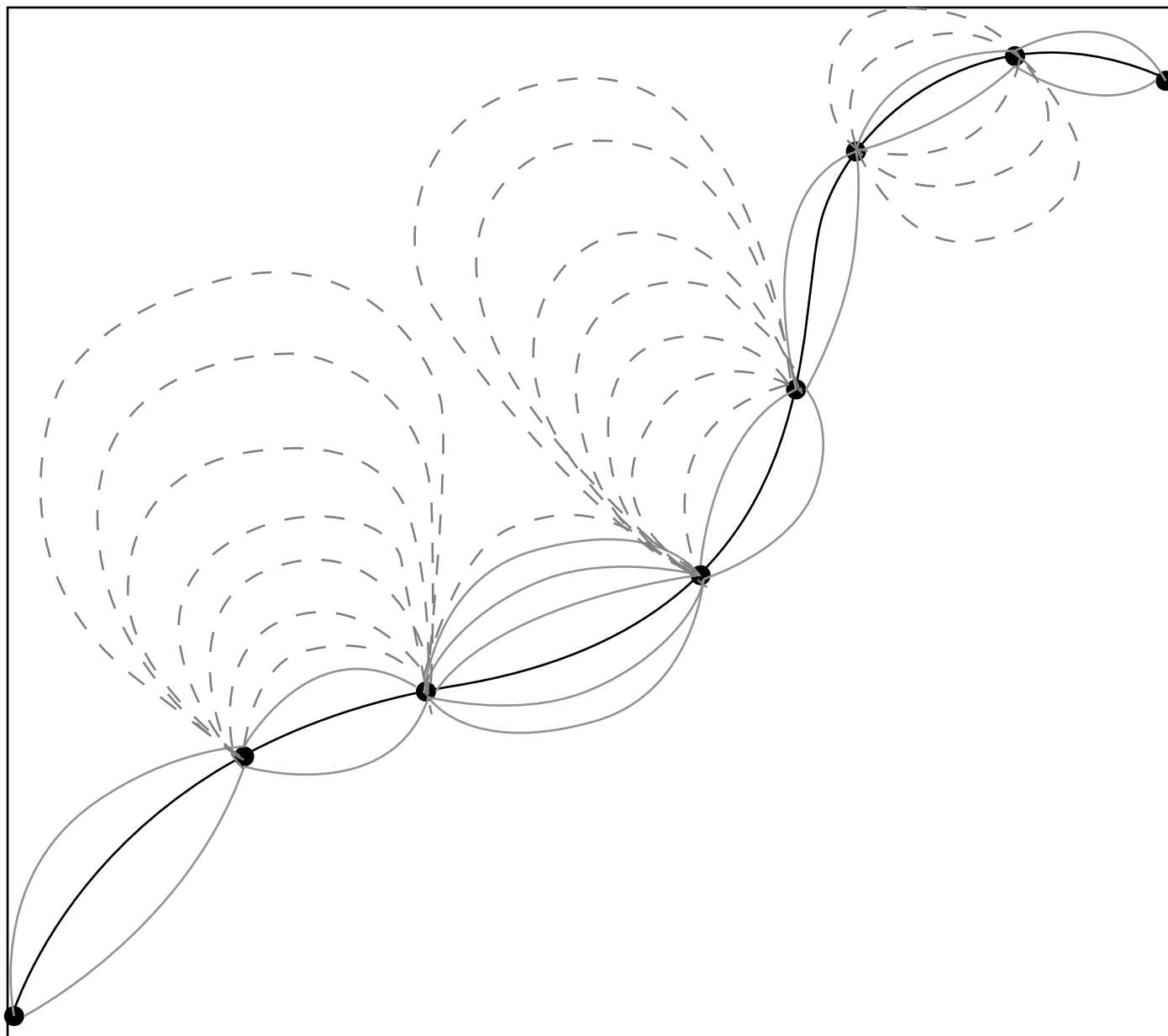
Create rainbow type, up-and-over, lines to represent a bubbled or rounded surface.

Tip #1 - Keep your lines close together.

Tip #2 - Your lines must start and stop on a dot.

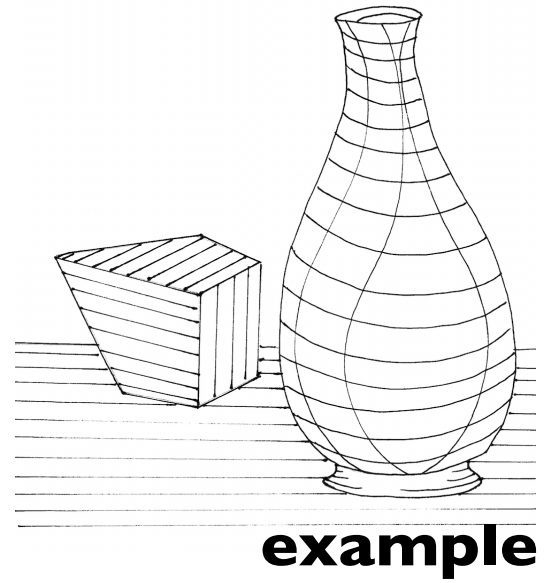



**Fill the entire box with line as Form**



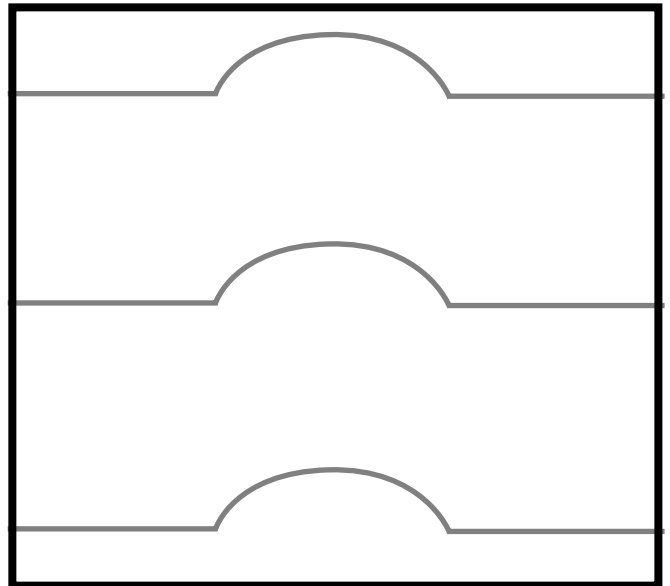

**Line as form**

### Line as form




**Use line as Form to represent the shape of each surface.**

Use line as form to recreate the drawing.




**Line Quality is allowing your lines to have a variety of different thicknesses or textures.**



**Write your name 5 times using a variety of different line qualities.**

**Line Quality.**

Recreate the drawing of the apple with nice line quality.




No Line Quality




Nice thick & thin  
Line Quality

**Neurographic art - Smooth or round out where the lines cross. Allow your lines to have thick and thin areas.**

**Use sharpie marker to make extreme thick and thin lines.**



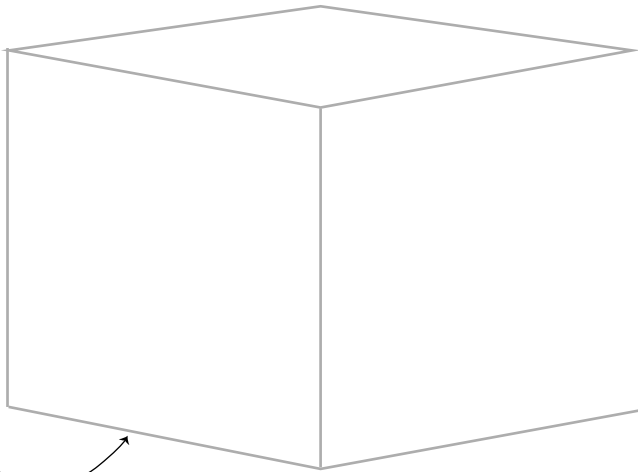
**example**



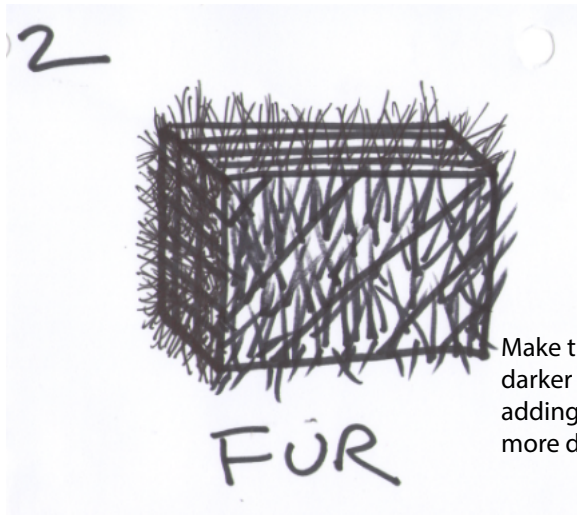
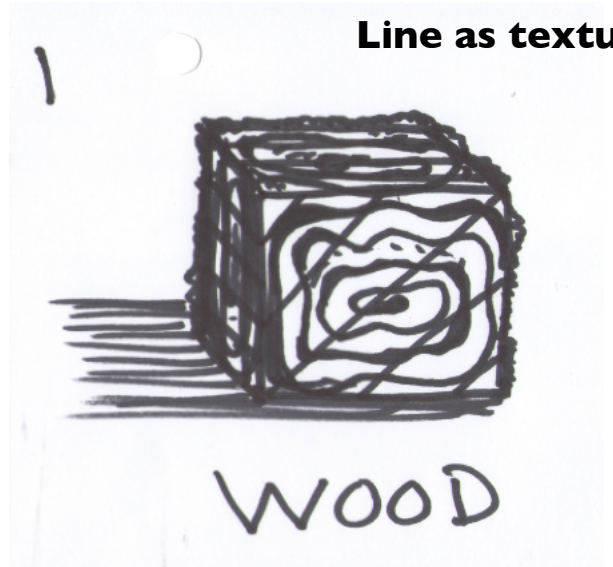
**Line Quality.**

### Recreate the 3 examples of line as texture.

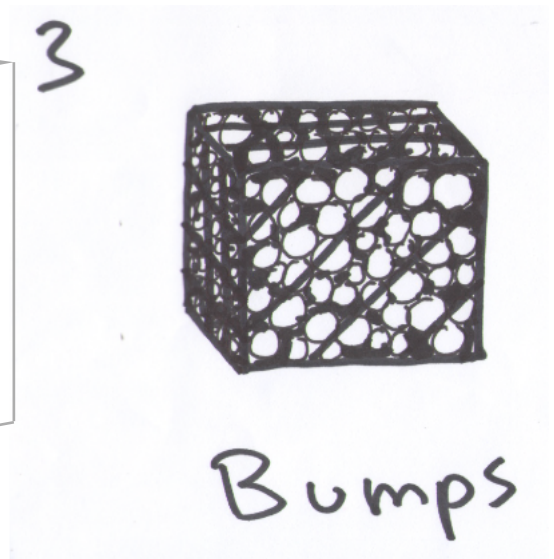
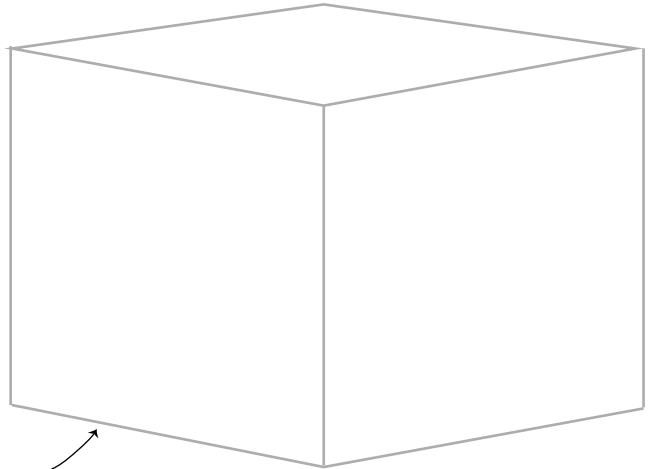
Line as texture.



Make this side darker by adding more detail.



Make this side darker by adding more detail.



Make this side darker by adding more detail.

